

Proportional pilot-operated relief valve



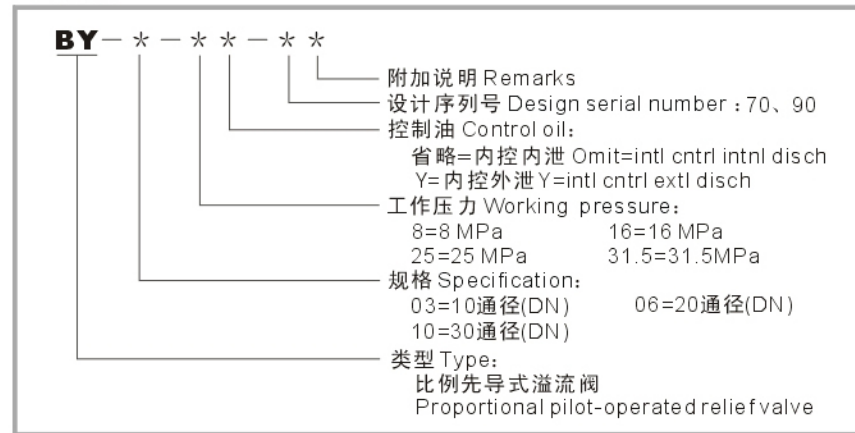
本阀是由比例直动式溢流阀、安全阀和低噪音溢流阀组成，根据输入电流的大小比例控制系统压力。

技术参数 Technical specification

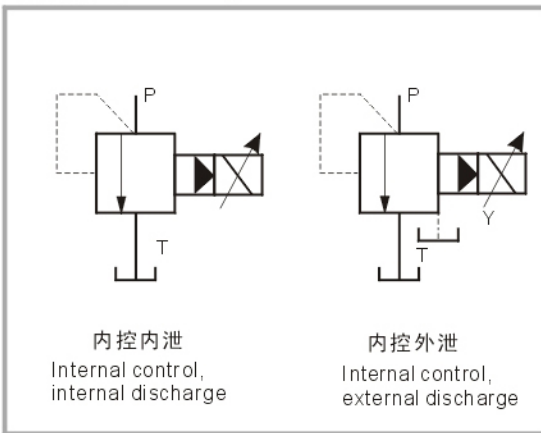
规格 Model	03	06	10
最高工作压力 Maximum pressure (MPa)	31.5	31.5	31.5
最大流量 Maximum flow (l/min)	100	200	400
最小流量 Minimum flow (l/min)		3	
额定电流 Rated current (mA)		800	
线圈电阻 Coil resistance (Ω)		10~19.5	
滞环 Hysteresis (%)		<±1.5	
重复精度 Repeatability (%)		<±2	
重量 Weight (Kg)	5.6	6.3	10

Comprised of proportional directly-operated relief valve, pressure limiting valve and low-noise relief valve, this product controls a secondary pressure from the system pressure according to the value of input current.

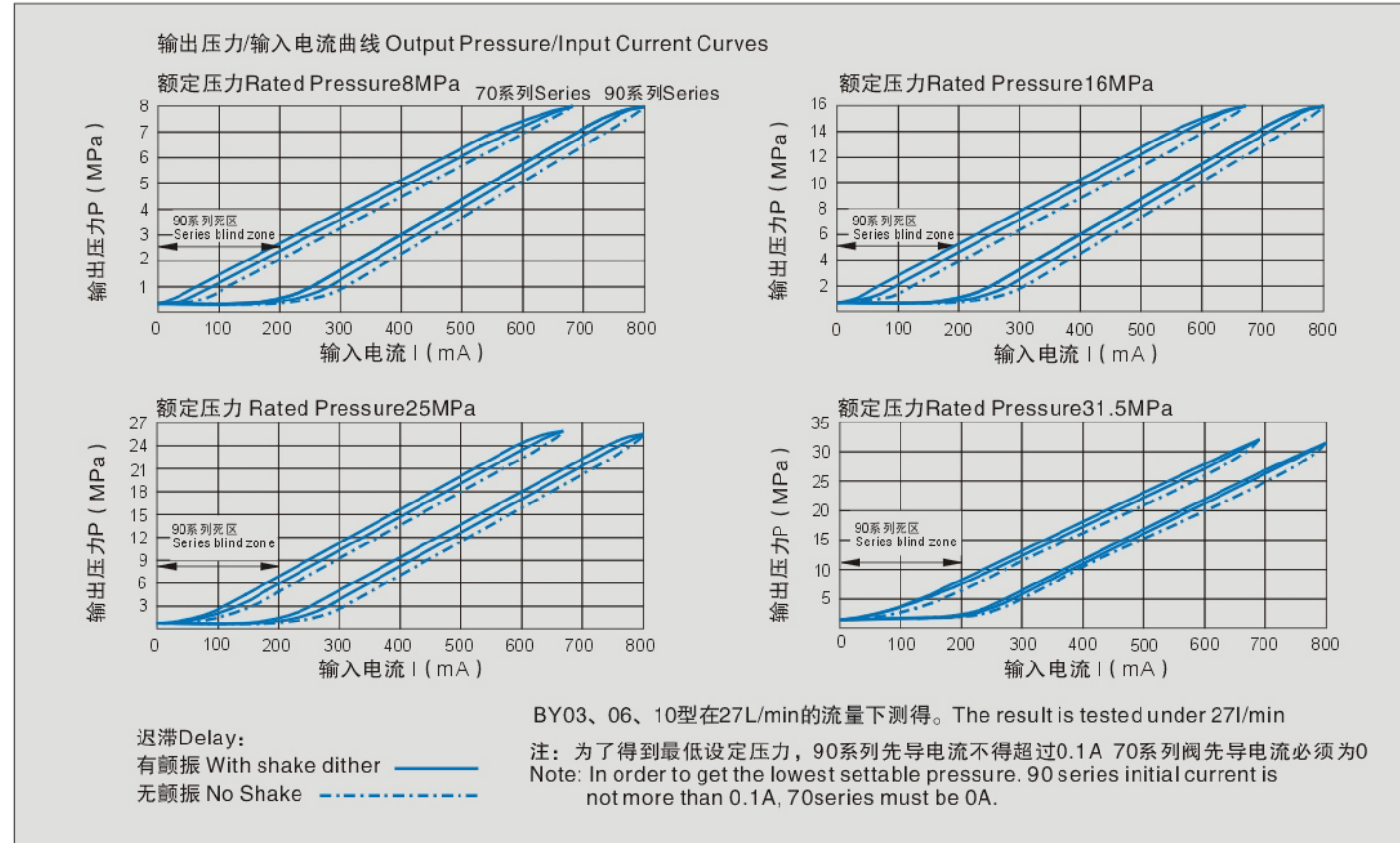
型号说明 Model instruction



机能符号 Code symbol

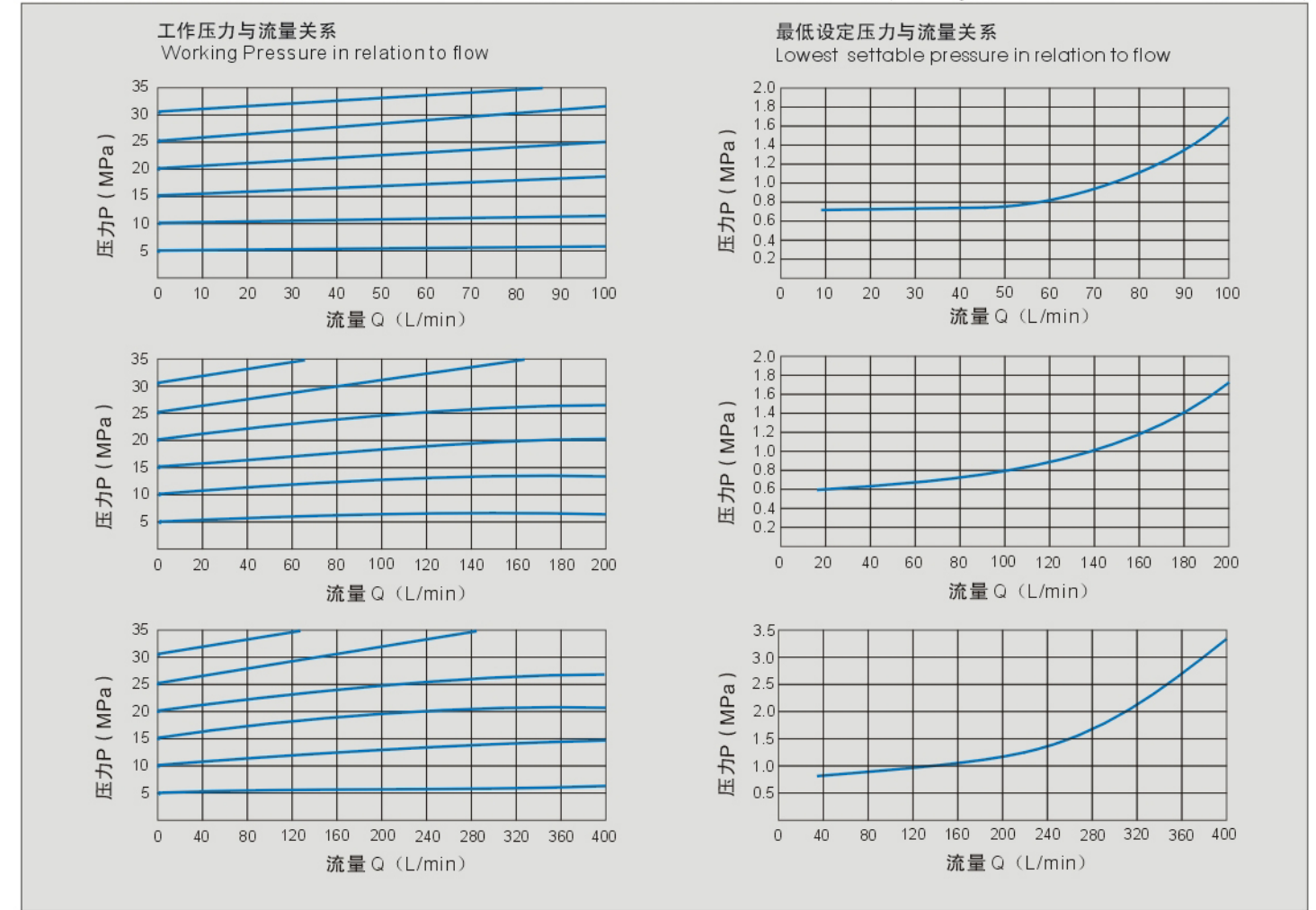


03、06、10型特性曲线 (试验条件 $v=36 \times 10^{-6} \text{m}^2/\text{S}$ $t=50^\circ\text{C}$) Model Characteristic Curves (Testing Condition $v=36 \times 10^{-6} \text{m}^2/\text{S}$ $t=50^\circ\text{C}$)

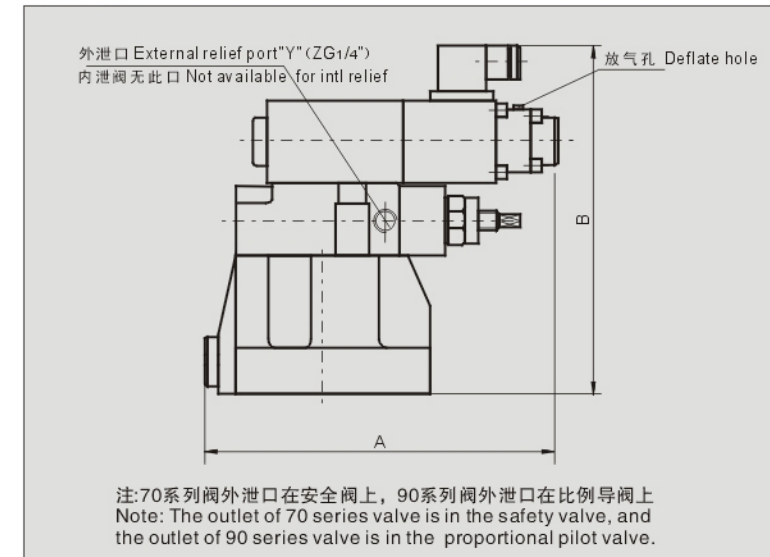


Proportional pilot-operated relief valve

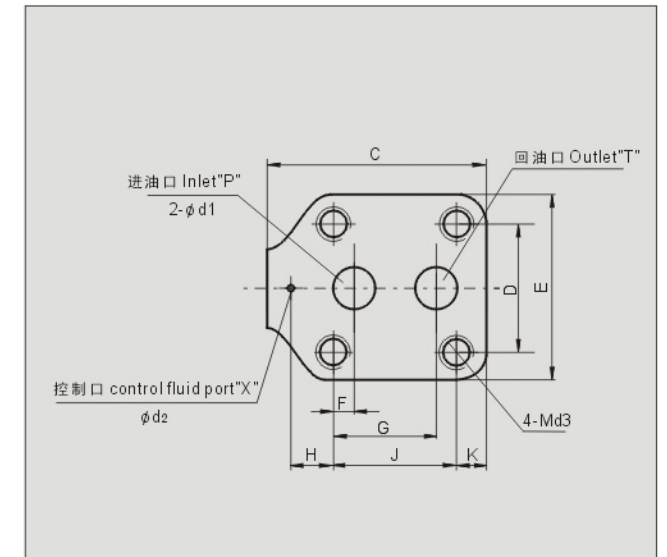
03、06、10型特性曲线 (试验条件 $v=36 \times 10^{-6} \text{m}^2/\text{S}$ $t=50^\circ\text{C}$) Model Characteristic Curves (Testing Condition $v=36 \times 10^{-6} \text{m}^2/\text{S}$ $t=50^\circ\text{C}$)



外形尺寸 Outside size



底板尺寸 Plate size



型号 Model	A	B	C	D	E	F	G	H	J	K	d ₁	d ₂	d ₃
BY-03	197	193	112	54	80	22.2	47.6	0	54	25.8	14	6	12
BY-06	197	197	119	69.8	102	11.1	55.6	23.8	66.7	16.3	24	6	16
BY-10	197	200	150	82.5	116	12.7	76.2	31.7	89	18	32	6	18

使用注意事项: 选择朝上放气孔排出管路内空气 Attention: set the deflate hole upward to exhaust air from the pipe